

Publish a vocabulary

Vocabularies that are created and/or edited in the vocabulary editor are not available to the public until they are formally published. Once published they are accessible for the public to view without restriction at <http://vocabs.ceh.ac.uk/>.

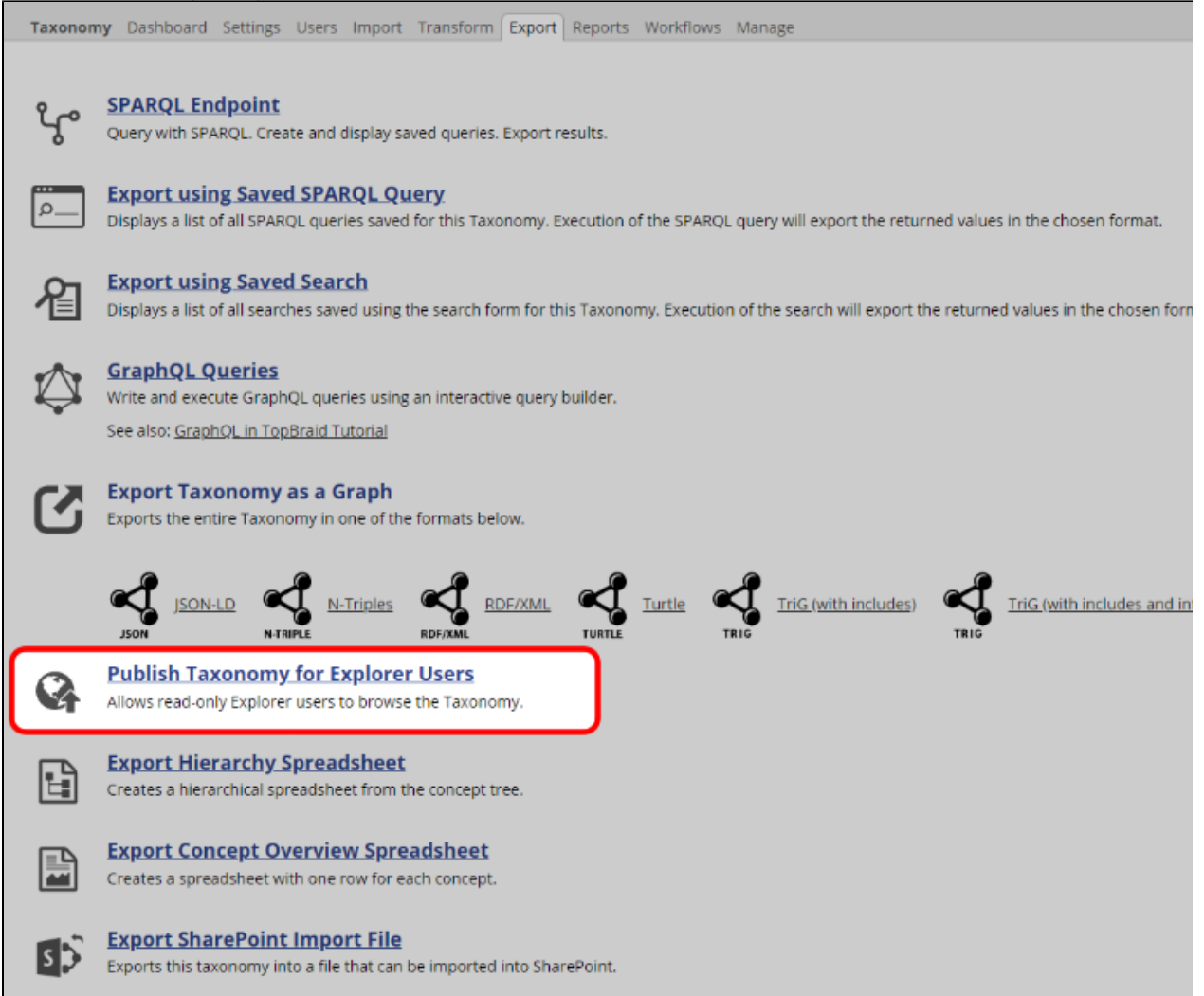
 Only users in a [Vocabulary Manager](#) role are able to publish vocabularies

To publish the production copy of a vocabulary:







Open the vocabulary you wish to publish

Go to the **Export** tab

Click on the **Taxonomy as Explorer Published Version** link



Taxonomy Dashboard Settings Users Import Transform **Export** Reports Workflows Manage

- SPARQL Endpoint**
Query with SPARQL. Create and display saved queries. Export results.
- Export using Saved SPARQL Query**
Displays a list of all SPARQL queries saved for this Taxonomy. Execution of the SPARQL query will export the returned values in the chosen format.
- Export using Saved Search**
Displays a list of all searches saved using the search form for this Taxonomy. Execution of the search will export the returned values in the chosen format.
- GraphQL Queries**
Write and execute GraphQL queries using an interactive query builder.
See also: [GraphQL in TopBraid Tutorial](#)
- Export Taxonomy as a Graph**
Exports the entire Taxonomy in one of the formats below.
 [JSON-LD](#)  [N-Triples](#)  [RDF/XML](#)  [Turtle](#)  [TriG \(with includes\)](#)  [TriG \(with includes and in](#)
- Publish Taxonomy for Explorer Users**
Allows read-only Explorer users to browse the Taxonomy.
- Export Hierarchy Spreadsheet**
Creates a hierarchical spreadsheet from the concept tree.
- Export Concept Overview Spreadsheet**
Creates a spreadsheet with one row for each concept.
- Export SharePoint Import File**
Exports this taxonomy into a file that can be imported into SharePoint.

Click **Publish**. If publication is successful you will get a confirmation message.

To check that the vocabulary has been published correctly, go to <http://vocabs.ceh.ac.uk/> - your vocabulary should be shown in the list.

Unpublishing

You can delete a vocabulary from the public vocabulary server by [unpublishing](#) (restricted to CEH vocabulary managers).